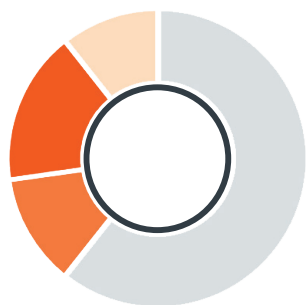
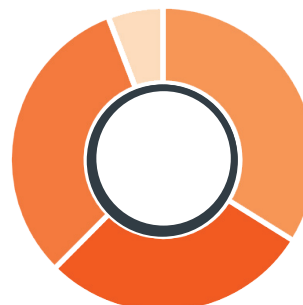


Sector



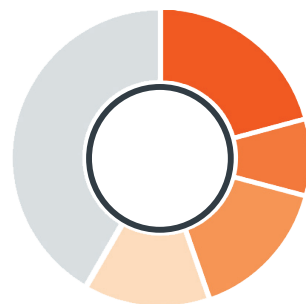
16,61%	Overheid
12,07%	Onderwijs
10,64%	Zorg
60,68%	Bedrijfsleven

Beslissingsniveau



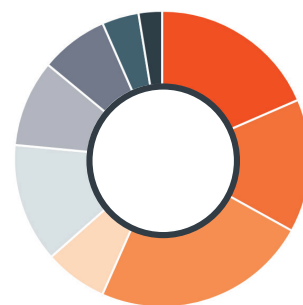
28,59%	Beslissend
31,70%	Medebeslissend
33,87%	Adviserend
5,84%	Anders

Organisatiegrootte



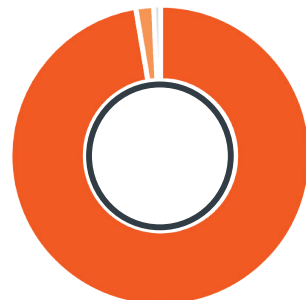
20,81%	10 of minder
8,28%	11 - 25
15,58%	26 - 100
13,66%	101 - 200
41,67%	251 of meer

Postcode (naar percentage bezoekers en bevolking)



	Bezoekers	Bevolking	Postcodegebied
17,03%	17,03%	1	
15,45%	15,45%	2	
24,28%	24,28%	3	
7,60%	7,60%	4	
13,37%	13,37%	5	
8,09%	8,09%	6	
7,63%	7,63%	7	
3,57%	3,57%	8	
2,97%	2,97%	9	

Nationaliteit



97,35%	Nederland
1,93%	België
0,72%	Anders

Bezoekers op

