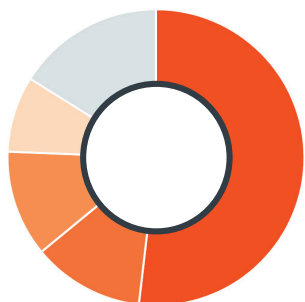
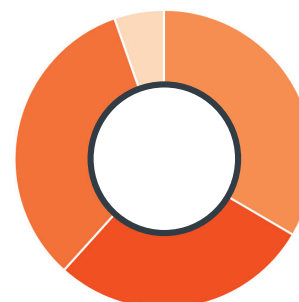


Sector



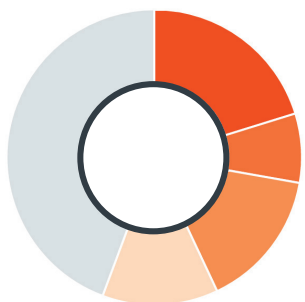
51,85%	Bedrijfsleven
12,17%	Onderwijs
11,61%	Overheid
8,29%	Zorg
16,08%	Anders

Beslissingsniveau



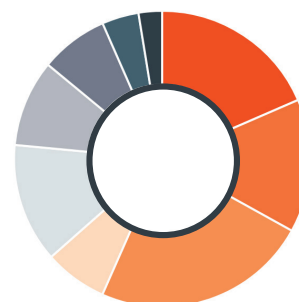
33,91%	Adviserend
28,04%	Beslissend
32,71%	Medebeslissend
5,34%	Anders

Organisatiegrootte



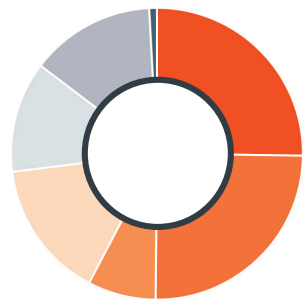
20,22%	10 of minder werknemers
7,56%	11 - 25
15,22%	26 - 100
12,69%	101 - 250
44,31%	251 of meer

Postcode (naar percentage bezoekers en bevolking)



	Bezoekers	Bevolking	Postcodegebied
18,48%	15,62%	1	
14,56%	14,73%	2	
23,58%	16,95%	3	
6,88%	7,81%	4	
13,02%	12,34%	5	
9,46%	10,72%	6	
7,43%	9,73%	7	
4,02%	5,98%	8	
2,57%	6,12%	9	

Redenen bezoek



25,21%	Informatie opdoen
24,94%	Kennis opdoen
7,55%	Leverancier zoeken
15,31%	Noviteiten bekijken
12,30%	Oriëntatie facilitair en gebouwbeheer
13,84%	Relatiebeheer
0,85%	Anders

Bezoekers op

