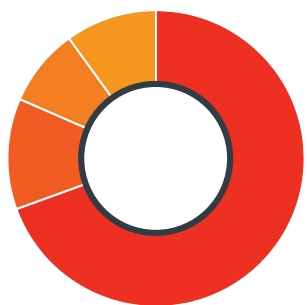
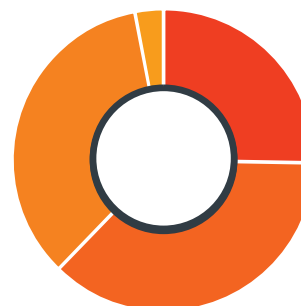


Sector



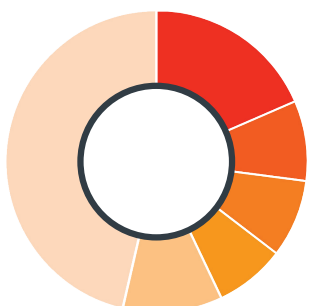
69,46%	Bedrijfsleven
12,09%	Onderwijs
8,49%	Overheid
9,96%	Zorg

Beslissingsniveau



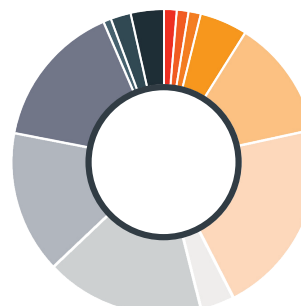
25,33%	Beslissend
37,05%	Medebeslissend
34,61%	Adviserend
3,01%	Anders

Organisatiegrootte



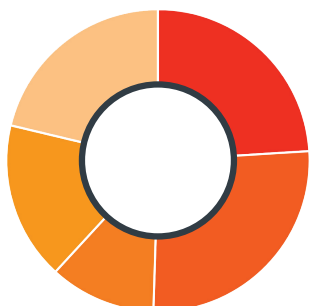
18,49%	10 of minder werknemers
8,58%	11 - 25
8,32%	26 - 50
7,53%	51 - 100
10,69%	101 - 250
46,39%	> 250

Provincie



5,05%	Overijssel
12,66%	Gelderland
20,85%	Zuid-Holland
3,63%	Limburg
16,87%	Noord-Holland
15,10%	Utrecht
15,47%	Noord-Brabant
0,83%	Zeeland
2,14%	Flevoland
1,35%	Groningen
1,24%	Friesland
1,30%	Drente
3,52%	Overige buitenland

Redenen bezoek



24,01%	Informatie opdoen
26,48%	Kennis opdoen
11,35%	Leverancier zoeken
16,89%	Noviteiten bekijken
21,27%	Algemene oriëntatie

Bezoekers op

