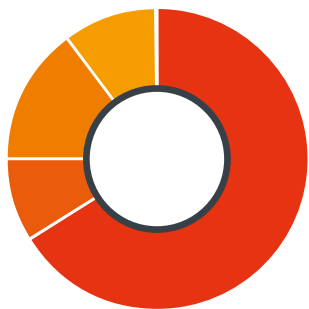
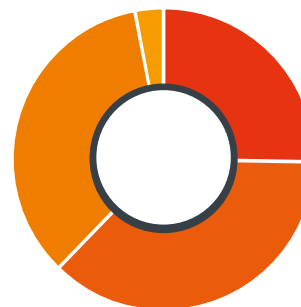


Sector



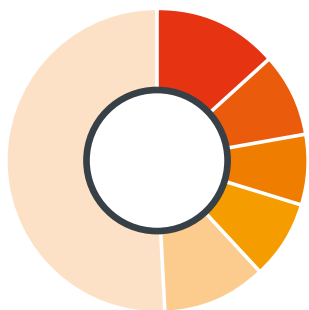
66,27%	Bedrijfsleven
8,92%	Onderwijs
14,78%	Overheid
10,07%	Zorg

Beslissingsniveau



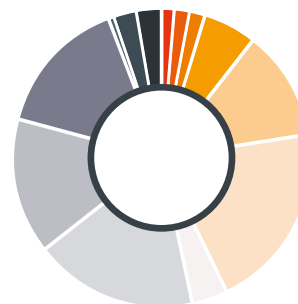
24,99%	Beslissend
37,70%	Medebeslissend
34,10%	Adviserend
4,11%	Anders

Organisatiegrootte



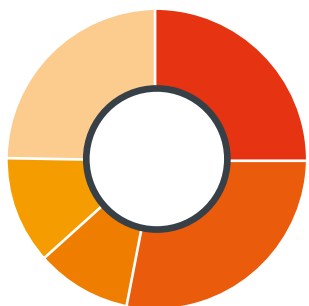
13,55%	10 of minder werknemers
8,84%	11 - 25
7,32%	26 - 50
8,38%	51 - 100
11,22%	101 - 250
50,59%	> 250

Provincie



5,86%	Overijssel
11,82%	Gelderland
20,34%	Zuid-Holland
3,86%	Limburg
17,76%	Noord-Holland
14,82%	Utrecht
14,98%	Noord-Brabant
0,46%	Zeeland
2,52%	Flevoland
1,48%	Groningen
1,73%	Friesland
1,69%	Drente
2,68%	Overige buitenland

Redenen bezoek



60,63%	Informatie opdoen
67,98%	Kennis opdoen
24,59%	Leverancier zoeken
29,16%	Oplossing zoeken
59,22%	Algemene oriëntatie

Bezoekers op

