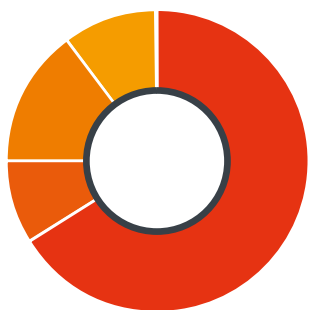
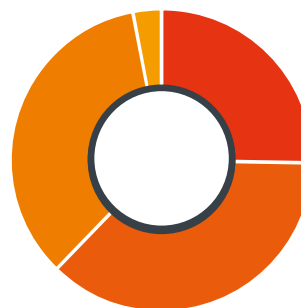


Sector



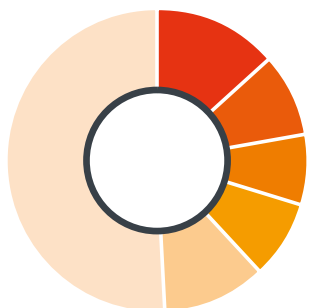
63,86%	Bedrijfsleven
11,14%	Onderwijs
14,81%	Overheid
10,07%	Zorg

Beslissingsniveau



23,20%	Beslissend
37,09%	Medebeslissend
35,14%	Adviserend
4,64%	Anders

Organisatiegrootte



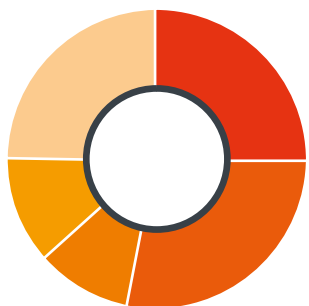
13,04%	10 of minder werknemers
8,65%	11 - 25
6,64%	26 - 50
7,12%	51 - 100
11,52%	101 - 250
52,90%	> 250

Provincie



6,16%	Overijssel
11,96%	Gelderland
20,53%	Zuid-Holland
4,03%	Limburg
16,92%	Noord-Holland
14,81%	Utrecht
14,77%	Noord-Brabant
0,68%	Zeeland
2,17%	Flevoland
2,56%	Overige buitenland
1,89%	Groningen
1,59%	Friesland
1,69%	Drente

Redenen bezoek



60,77%	Informatie opdoen
68,27%	Kennis opdoen
23,16%	Leverancier zoeken
28,90%	Oplossing zoeken
58,74%	Algemene oriëntatie

Bezoekers op

